



Light Efficiency:

35 Lumen/Watt

Dominant Wavelength:

622nm

Output:

307lm

Power:

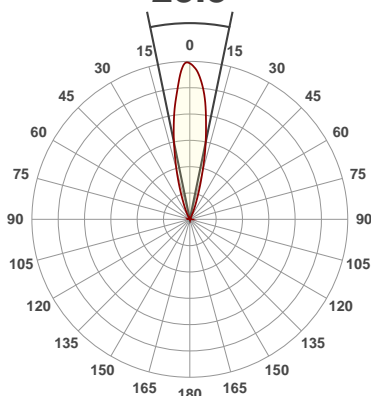
8.7W

Peak:

1585cd

Beam Angle

23.3°



Product Name:

UB 9H

Test:

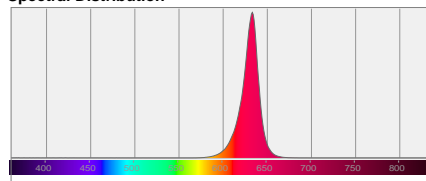
Red

Date:

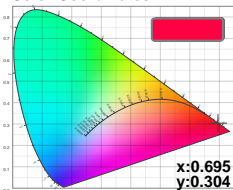
4/19/2018

Note:

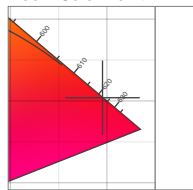
Spectral Distribution



Color Coordinates



Zoom Color Point



Distance (meter)

1

Distance (feet)

3.3

2

6.6

3

9.8

4

13.1

5

16.4

Lux*

23.3°

Foot Candles*

*measured at
center of beam

Beam Width (meter)

Beam Width (feet)

Beam Angle 50%	Field Angle 10%	Cutoff Angle 2,5%	Intensity Ratio in 120° Cone	Intensity Ratio in 90° Cone
23.3°	42.8°	54.8°	98.9%	98.2%

Beam Intensities from 1-20m

m	1	2	3	4	5	6	7	8	9	10	11	12	13	14	15	16	17	18	19	20
ft	3.3	6.6	9.8	13.1	16.4	19.7	23	26.2	29.5	32.8	36.1	39.4	42.7	45.9	49.2	52.5	55.8	59.1	62.3	65.6
lx	1574	394	175	98	63	44	32	25	19	16	13	11	9	8	7	6	5	5	4	4
fcd	146.3	36.6	16.3	9.1	5.9	4.1	3	2.3	1.8	1.5	1.2	1	0.9	0.7	0.7	0.6	0.5	0.5	0.4	0.4